



User guide


CONTENTS

1	Front page	2
1.1	Log in	2
1.2	Registration	3
2	User panel.....	4
2.1	New survey.....	5
2.1.1	Patient's language	6
2.1.2	Module list.....	6
2.1.3	Navigation on survey.....	7
2.2	Surveys List	8
2.3	Profile	8

1 FRONT PAGE

The mobile Address for Vocal Medical is: m.vocal-medical.eu. On the Vocal Medical mobile application you are initially presented with two buttons.

The first button is used to log in, the second is used for registering a new account. If you already have an account on vocal-medical.eu, you don't need register again, you may use your existing account.



1.1 LOG IN

You can log in to m.vocal-medical.eu by providing your e-mail address and password which you have used to register. If you forget your password, you have the option to change it. This is done by clicking on the 'Forgot your password?' link.



Log in

Email

Password

[Forgot your password?](#)

Remember me

Log in

Discard

1.2 REGISTRATION

The registration of a new user is exactly identical on m.vocal-medical.eu as it is on vocal-medical.eu. During the registration process you will need to provide a valid address e-mail and password. Information such as your occupation, first name and last name can be provided optionally.



Sign up

Position

First Name

Last Name

Email

Password

Re-type Password

Send

Discard

2 USER PANEL



+ New survey

☰ Surveys

👤 Profile

× Log out

2.1 NEW SURVEY

New survey

Choose the patient's language:  english ▾ Patient's language

Choose the modules:

Mandatory module

Introductions

Past medical history

Allergies

Medication

Last oral intake

Events leading to the current complaint

Family and social history

In the ambulance


✓ OK

✗ Discard

2.1.1 Patient's language


When you create new survey, you will need to choose patient's language.

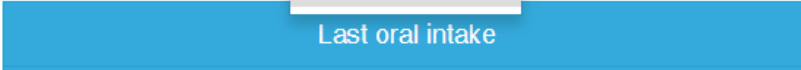
New survey





Choose the patient's language:  english ▾




Choose the modules:











bulgarian

english

flemish

german

lithuanian

polish

slovak

turkish







Last oral intake

2.1.2 Module list

A survey is divided on 8 modules. The module 'Introductions' is mandatory. If you do not manually select this module, the application will add module automatically to the module list. The 'Introductions' module is mandatory because in this module the basic information about the patient is stored, such as his/hers name, gender etc...

Choose the modules:

Introductions
Past medical history

Allergies
Medication

Last oral intake
Events leading to the current complaint

Family and social history
In the ambulance

2.1.3 Navigation on survey

[Close](#)

[Switch language](#)

So that we have the correct information in your medical file, please can you help us with some details about yourself?

ID

Following fields are mandatory!

Can you type your full name here?

Are you male or female? Please, choose from the possibilities below.

Male

Female

What's your nationality? Please choose from the list.

What's your date of birth? Please choose from the list for year of birth, month and day of birth.

dd-mm-yyyy

Do you have health insurance?

Yes

No

I don't know



On the new survey page, the displayed buttons are:

1. Close – located on the top left, this button will close an open survey. Any information entered will be saved automatically.
2. Switch language– located in the top right, this button changes display languages. When you click this button once or more times, you will switch back to the previous language.
3. Button '>' (next) – located on the bottom right, this button will take you to the survey's next page.
4. Button '<' (previous) – located on the bottom left, this button will take you to the survey's previous page.
5. Button 'v' 'skip' – located on the bottom centre, this button will take you to the survey's next page while skipping the current page.

2.2 SURVEYS LIST

A sub-page with a list of all survey's.

Surveys list

Elizabeth Jenkins, 2015-04-21
[edit](#) [delete](#)

, 2015-04-30
[edit](#) [delete](#)

[× Close](#)

2.3 PROFILE

A sub-page displaying information about the current user.

Profile

Language
🇬🇧 english ▾

Position

First Name

Last Name

Phone

Address

New password

Re-type Password

[✓ Save](#) [× Back](#)